




GLOBAL
RADIATORI



VOX

ALUMINIUM RADIATORS

Vox fits in the aluminum radiators Global's range like a model of maximum synthesis of form and function. The vertical geometry of the single elements splits open in double slit which convey the thermal flow towards the center of the local, the final arc of the radiator bridge between the strength of warmth and harmony of the profile.



HIGH THERMAL OUTPUT Guaranteed by certification, according to the norm EN 442, from the *Politecnico* in Milan. The high thermal output allows less bulky radiators to be installed.

ENERGY SAVING WITH MAXIMUM COMFORT With the Global radiators the regulation of the temperature is easy and inexpensive. An ideal temperature for every environment according to personal needs is rapidly achieved.

VERY LONG DURATION Thanks to the high quality of the material, that gives the maximum guarantee of resistance and duration. The double protection in the "anaphoresis-bath" followed with epoxy power enameling guarantees a perfect and durable finish.

EASIER INSTALLATION Due to the lightness of the aluminum and the sectional elements that allow greater ease and flexibility of installation.

CERTIFIED QUALITY AND ENVIRONMENTAL The ICIM certified on 1994 (norm ISO 9001:2000) the Quality System and on 2001 (norm UNI EN ISO 14001) the System of Environmental Management.

GLOBAL provides a 10 year warranty from the production date

(stamped on the side of each sections)
The conventional warranty grants the sole right to free replacement of the radiator which, due to defects originating from defects in material or workmanship, is not fit for purpose or its ordinary intended use. Replacement radiators shall be delivered free of charge to the retailer who sold the radiator to the end customer or his installer.

The warranty is valid on the condition that the installation and the system to which the product is connected are performed by qualified/authorised personnel to top workmanship standards and in compliance with the regulations and requirements of the sector in force; it is also valid on the condition that there has been full compliance with warnings and instructions for proper installation, use and maintenance of the product indicated in the technical documentation under the paragraph entitled *correct installation, use and maintenance instructions*, available and downloadable from the *TECHNICAL INFO* section on the globalradiatori.it website. The warranty is regulated by further conditions indicated in the technical catalogue and the CONVENTIONAL WARRANTY section on the globalradiatori.it website.

Model	dimensions mm				Ø connection	dry weight approx. Kg	water content litres	heat output EN 442		exponent n	coefficient Km
	A	B	C	D				ΔT 50°C	ΔT 30°C		
	overall height	width	depth	pipe centres				Watts	Watts		
VOX 800	890	80	95	800	1"	2,21	0,56	181	92	1,33709	0,97001
VOX 700	790	80	95	700	1"	1,95	0,53	164	83	1,32938	0,90292
VOX 600	690	80	95	600	1"	1,68	0,50	146	75	1,31199	0,86156
VOX 500	590	80	95	500	1"	1,45	0,46	127	65	1,30495	0,76989
VOX 350	440	80	95	350	1"	1,12	0,35	95	49	1,28445	0,62313

* 1 Watt = 0,863 Kcal/h

The heat output is certified by the Institute of engineering *Politecnico* in Milano according to the norm EN 442.



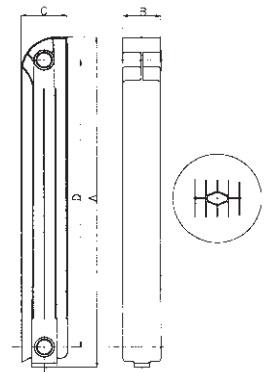
EXAMPLE FOR A DIFFERENT ΔT FROM ΔT 50°C

If you need to know a radiator heat output (P) with different ΔT from Δt 50°C, use the following characteristic equation: $P = Km \cdot \Delta T^n$

Example for the Vox 600 model with $\Delta T = 60^\circ C \rightarrow P = 0,86156 \cdot 60^{1,31199} = 185$ Watt

EXAMPLE OF HEAT OUTPUT READINGS WITH DIFFERENT ΔT FROM ΔT 50°C

Model	ΔT 20°C	ΔT 25°C	ΔT 30°C	ΔT 35°C	ΔT 40°C	ΔT 45°C	ΔT 50°C	ΔT 55°C	ΔT 60°C
VOX 800	53	72	92	113	135	157	181	206	231
VOX 700	48	65	83	102	122	142	164	186	209
VOX 600	44	59	75	91	109	127	146	165	185
VOX 500	38	51	65	80	95	111	127	144	161
VOX 350	29	39	49	60	71	83	95	107	120



The expected heat output is obtained by observing the distances specified below:

≥ cm 3 from the wall

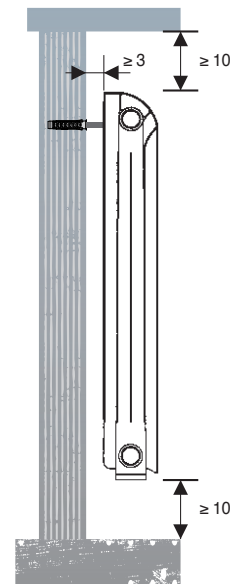
≥ cm 10 from the floor

≥ cm 10 from the shelf or window-sills


In order to prevent the thermal expansion of the system from causing noise in correspondence with the heaters, it is advisable to use plastic brackets to support the radiators (items A004, A025, A027 or A029 in our catalogue).

CORRECT INSTALLATION, USE AND MAINTENANCE INSTRUCTIONS

- The Vox radiators can be used in all hot water or vapour heating installations up to 110°C with a working pressure up to 1600 K Pascal - 16 bar.
- They can be installed in systems with iron, copper or thermoplastic pipes.
- In order to protect the system from scaling and corrosion processes, which affect radiators, pipes and boilers, the INI-CTI 8065 Standard provides for the treatment of the filling water of the system, without distinguishing between aluminium, steel or cast iron.
- Among the various products to be added to the system in accordance with the abovementioned UNI Standard, there is a specific one for aluminium, an aliphatic film-forming polyamine marked under the name Cillit-HS 23 Combi (recommended dosage: 1 litre for every 200 litres of water circulating in the system). However, it is useful to check the pH value of the water, which should preferably be between 6.5 and 8.
- It is recommended to install automatic air vent valves on each radiator.
- Avoid closing the radiator shut-off valves completely in order to allow any gas that may be inside the radiators to escape through the automatic air vent valve that is compulsory in every heating system, thus avoiding possible overpressure that could damage the radiators.
- If one or more batteries are to be excluded from the circuit, an automatic air vent must be fitted to each battery.
- For a good preservation of the paint, it is necessary that the radiators, before and after installation, are not kept in very humid environments (inside showers, in saunas, in Turkish baths, near swimming pools, etc.). If paint comes off at one point on the radiator, aluminium oxide can form and cause the paint to peel off completely. Do not use porous clay humidifiers.
- To clean the outside of the radiator, do not use abrasive or chemically corrosive/aggressive products of any kind, as the use of water and neutral detergents is sufficient and the operation must be carried out when the radiator is cold to preserve the original brilliance of the paint over time.
- Do not place weights and/or objects on the radiators. Do not use radiators for any purpose other than as a heater (e.g.: as a bench/stand, ladder, to store furniture or objects).



accessories



A011 galvanized straight bracket



ANGLE BRACKET
A003 galvanized
A003 white plastic



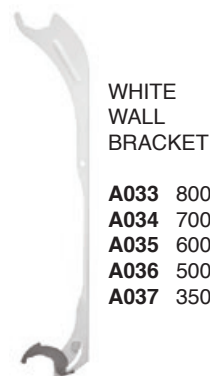
A025 170 mm white expansion plug bracket white (pair)
A026 170 mm white expansion plug bracket special colours (pair)



A027 universal brackets white blister pack (pair)



A029 square brackets white blister pack (pair)



WHITE WALL BRACKET

- A033** 800 mm
- A034** 700 mm
- A035** 600 mm
- A036** 500 mm
- A037** 350 mm



A015 white floor fixing system



A237 white handy grip
A238 chrome handy grip



TOWEL RAILS
A201 48 cm white
A202 48 cm chrome
A207 32 cm white
A208 32 cm chrome



A1010 RAL 9010 white spray can
A1010 special colours spray can



A1017 RAL 9010 white marker



REDUCER KIT WITH SILICONE GASKETS AND ADJUSTABLE VALVE
A043 3/8" for 200/D radiators - 800 mm - white or chrome
A046 1/2" for 200/D radiators - 800 mm - white, chrome, special colours
A048 3/4" for 200/D radiators - 800 mm - white or chrome



A007 1" plug gasket 1,50 mm
A008 1" nipple gasket 1,00 mm
A021 silicone gasket for plugs and reducers



A009 1" nipple



A018 Cillit HS 23 Combi liquid



A079 hex key with lever
A080 hex key 500 mm
A081 hex key 800 mm



1" BLIND PLUG OR REDUCER
A005 white
A006 galvanized
A020 white with silicone gasket



A013 1" float type air vent valve right or left



MANUAL AIR VENT VALVE
A012 1/8"
A039 1/4"
A040 3/8"



A041 1/2" adjustable manual air vent valve - white



A042 1/2" automatic air vent valve - chrome



A038 1/2" adjustable manual air vent valve - chrome



A019 plug wrench

standard colour

cod. 10
white glossy
RAL 9010

special colours see the Colour Card

cod. 11
white sand
RAL 9016

cod. 01
ivory glossy
RAL 1013

cod. 05
metallic
matt beige
2589

cod. 06
metallic
matt quartz
2921

cod. 07
metallic matt
dark grey
2748

cod. 08
metallic matt
silver grey
2676

cod. 09
metallic matt
rust
3112



GLOBAL di Fardelli Ottorino & C. s.r.l.

24060 ROGNO (BG) ITALIA • via Rondinera, 51
tel. ++39 035977111 • fax ++39 035977110
globalradiatori.it • info@globalradiatori.it

